

# Section 1 Course Evaluation Executive Summary

Course Name: FOUNDATIONS IN LIS INF1300H-F-LEC0102	Instructor: Jenna Hartel
Course Code: INF1300H	Section: LEC0102

FI Fall 2015	
Raters	Students
Responded	26
Invited	32

## Part A. Core Institutional Items

Scale: 1 - Not At All 2 - Somewhat 3 - Moderately 4 - Mostly 5 - A Great Deal

Question	Summary	
	Mean	Standard Deviation
1. I found the course intellectually stimulating.	4.4	0.8
2. The course provided me with a deeper understanding of the subject matter.	4.4	0.8
3. The instructor ( <a href="#">Jenna Hartel</a> ) created a course atmosphere that was conducive to my learning.	5.0	0.2
4. Course projects, assignments, tests and/or exams improved my understanding of the course material.	4.3	0.7
5. Course projects, assignments, tests and/or exams provided opportunity for me to demonstrate an understanding of the course material.	4.3	0.8
<b>Institutional Composite Mean</b>	4.5	0.7

Scale: 1 - Poor 2 - Fair 3 - Good 4 - Very Good 5 - Excellent

Question	Summary	
	Mean	Standard Deviation
6. Overall, the quality of my learning experience in this course was....	4.3	0.8

7. Please comment on the overall quality of the instruction in this course.	See Section 2
8. Please comment on any assistance that was available to support your learning in this course.	See Section 2

## Part B. Divisional Items

Scale: 1 - Not At All 2 - Somewhat 3 - Moderately 4 - Mostly 5 - A Great Deal

Question	Summary	
	Mean	Standard Deviation
9. The course instructor encouraged students to think about the subject matter from multiple perspectives.	4.7	0.5
10. The course instructor encouraged me to explore alternative approaches when problem-solving.	4.2	0.9
11. he course drew attention to ethical and social issues related to the field of study.	4.3	1.0
12. The course instructor encouraged students to reflect critically on the course material.	4.4	0.8
13. The course instructor explained how course topics contributed to an overall understanding of the field (i.e. Archives, Knowledge Management, Museum Studies).	4.5	0.9

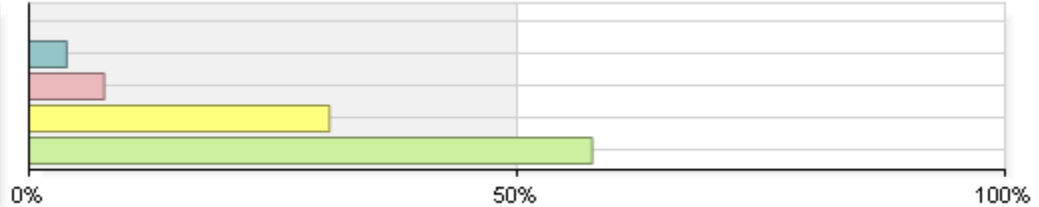
# Section 2 Course Evaluation Details and Summaries

## Response Distributions and Associated Statistics

### Part A. Institutional Items

#### 1. I found the course intellectually stimulating.

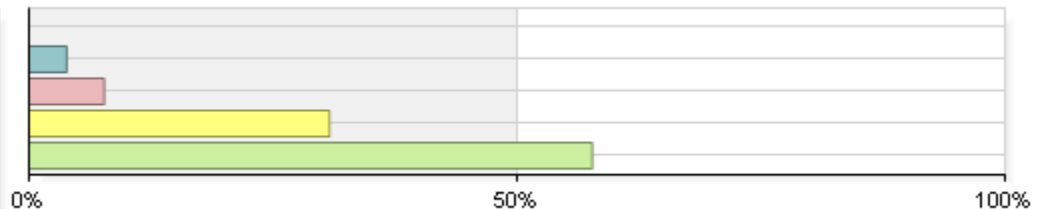
1 Not At All	0	0%
2 Somewhat	1	4%
3 Moderately	2	8%
4 Mostly	8	31%
5 A Great Deal	15	58%
Total	26	



Statistics	Value
Mean	4.4
Median	5.0
Mode	5
Standard Deviation	+/-0.8

#### 2. The course provided me with a deeper understanding of the subject matter.

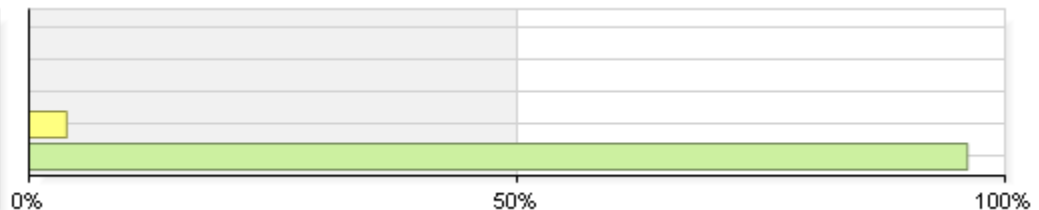
1 Not At All	0	0%
2 Somewhat	1	4%
3 Moderately	2	8%
4 Mostly	8	31%
5 A Great Deal	15	58%
Total	26	



Statistics	Value
Mean	4.4
Median	5.0
Mode	5
Standard Deviation	+/-0.8

#### 3. The instructor ([Jenna Hartel](#)) created a course atmosphere that was conducive to my learning.

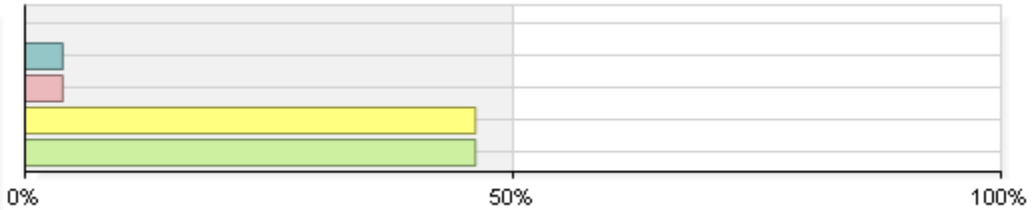
1 Not At All	0	0%
2 Somewhat	0	0%
3 Moderately	0	0%
4 Mostly	1	4%
5 A Great Deal	25	96%
Total	26	



Statistics	Value
Mean	5.0
Median	5.0
Mode	5
Standard Deviation	+/-0.2

**4. Course projects, assignments, tests and/or exams improved my understanding of the course material.**

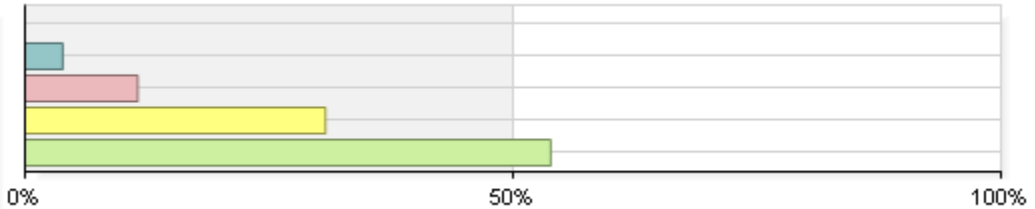
1 Not At All	0	0%
2 Somewhat	1	4%
3 Moderately	1	4%
4 Mostly	12	46%
5 A Great Deal	12	46%
<b>Total</b>	<b>26</b>	



Statistics	Value
Mean	4.3
Median	4.0
Mode	4, 5
Standard Deviation	+/-0.7

**5. Course projects, assignments, tests and/or exams provided opportunity for me to demonstrate an understanding of the course material.**

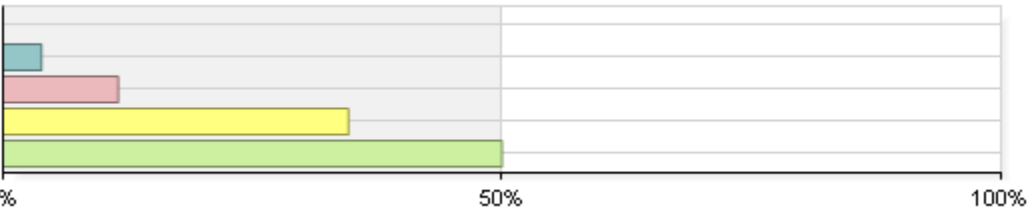
1 Not At All	0	0%
2 Somewhat	1	4%
3 Moderately	3	12%
4 Mostly	8	31%
5 A Great Deal	14	54%
<b>Total</b>	<b>26</b>	



Statistics	Value
Mean	4.3
Median	5.0
Mode	5
Standard Deviation	+/-0.8

**6. Overall, the quality of my learning experience in this course was....**

1 Poor	0	0%
2 Fair	1	4%
3 Good	3	12%
4 Very Good	9	35%
5 Excellent	13	50%
<b>Total</b>	<b>26</b>	



Statistics	Value
Mean	4.3
Median	4.5
Mode	5
Standard Deviation	+/-0.8

## 7. Please comment on the overall quality of the instruction in this course.

### Comment

Jenna is an amazing instructor! She is very passionate and enthusiastic about teaching and engages her students even when the lecture is on more dry material. She is supportive and answers students questions in-class, through email, and in meetings as well. She works extremely well with her TAs so that all the information given to students by Jenna or her two TAs are consistent with each other. Her assignments aided in our understanding of course material and more reflective assignments allowed students to express their knowledge in a more open-ended way. I particularly liked how Jenna used a more technological approach to teaching that my other instructors. For example, she had Google Docs created so that students can upload their data for everyone to see and she used a voice recording system called Vocaroo to verbally tell students their grades and the comments pertaining to their projects through this website rather than written comments. Vocaroo was a much more personal approach I really appreciated. I would recommend Jenna as a professor to anyone and I hope to take more of her classes in the future!

I felt that Professor Hartel explained new concepts and ideas in smart new ways that made me feel like I was really learning. She was excellent at looking/teaching material in new ways that made me remember what we had learned. I felt that Professor Hartel's assignments were excellent in terms of giving students new and creative ways to express their learned knowledge. I really enjoyed her enthusiasm and excitement each and every class, because it made me want to learn. I also liked her no laptop policy because everyone was engaged in class and I wasn't distracted by anyone's laptops. Also the fact she handed out the slides really helped that because I could just add to the notes as I went along. I really enjoyed this class and loved Professor Hartel's way of teaching. Thanks to her I really enjoyed my first semester at the iSchool.

Dr. Hartel is an amazing professor. Lectures were structured and insightful, and the classroom environment was open and very accepting of different perspectives and new ideas. I found that guest lectures and weekly readings were also very effective teaching tools. The assignments were not typical methods of evaluation, but they were refreshing and though provoking, required just as much imagination and creativity as they would theories and concepts discussed in class. Bravo Dr. Hartel!

Prof. Hartel is a wonderful instructor. She is very patient and welcoming to class discussion. She always seems very enthusiastic and passionate about the lectures which makes them interesting. I also enjoyed the assignments. It was nice to work on a project instead of a writing a paper, although the instructor gave students the option.

Really enjoyed all aspects of this course, from lectures, to activities, to assignments. A very engaging course and instructor!

easy to follow lectures. very structured.

Instruction on the part of Dr. Hartel was enthusiastic and sincere.

Dr. Jenna Hartel creates an inviting and stimulating atmosphere that applies content in new and thoughtful ways.

Professor Hartel is always willing to engage with the students, I appreciated her enthusiasm for the subject matter and general attitude of cheerful curiosity.

Well paced, considerate of student needs and appropriate for LIS and beyond. Jenna did a wonderful job and made students feel comfortable above all.

I thought the course was interesting and the lectures were informative. Although I enjoyed the visual research project, I would have also liked more concrete evaluation on the topics and issues covered in class.

The professor is great and puts a lot of effort into creating a supportive learning environment where students are encouraged to think creatively. I appreciated the obvious efforts she puts into improving her teaching methods and responding to student needs.

Where do I even BEGIN? I cannot say enough kind and positive things about Professor Hartel. Without a doubt the most engaging, wonderful, upbeat, kind-hearted and intelligent professors I've ever had. She is the reason for me staying in this program, without a doubt. Thank you so much, Professor Hartel. You ... are .... Amazing! NEVER EVER change.

The instructions were clear and concerns were addressed before it even became a problem for me.

Wonderful professor! Presents lecture material in an interesting, innovative, and easy to grasp manner. Understands her students, an advocate for and a supporter in their endeavors.

Satisfied with the overall quality of the course.

The Panel discussions were interesting and helpful although better screening should be conducted in choosing individuals to represent the iSchool/field professionals. One panel member used language that was highly unprofessional, disrespectful and inappropriate... a poor choice and spokesperson of iSchool values and of the highly visible organization she represented. Disappointing.

Dr. Hartel made sure we understood the basic theories of LIS before we delved into the critiques. Her lectures was wonderfully simplified and she encouraged us to look past the readings into who the theorists are as people and what influenced them to write.

The visual research project was unlike anything I have done before and was so much fun. It forced me to engage with the material in a totally different way than an essay would have. I was so inspired that I pushed hard to work with her on her other related projects.

She made the class atmosphere relaxed and did mindfulness exercises which did wonders to relieve my stress so that I could concentrate and absorb the lectures (especially at 9am). She made the shift to an information perspective enjoyable and not frustrating which she stated on the first day of class as one of her goals because she suffered her first semester because of this. Though I am not in the LIS concentration I wish I was now. I do not think I would be doing as well as I am now in my other classes if I had not taken Dr. Hartel's.

Professor Hartel created an environment that supported and encouraged creativity, discussion and interaction. I greatly appreciate my time in this class and will take my learning with me into my future endeavours as an information professional.

Excellent! Jenna Hartel gave a great introduction to the main theories, issues and scholars in the field.

I like the idea of doing a mindfulness minute or two at the beginning of class and how the heavier stuff was at the end. I liked the iSquares project. The panels were really great and informative.

I love Prof. Hartel's enthusiasm for the course material and genuine concern for students' learning. Although I am an archives student and will probably not continue in LIS, I found that learning about the fundamental theories and values of librarians helped me to identify the same in my own discipline and gain respect and understanding of my colleagues in LIS. Assigning a longer final paper rather than the short paper + portfolio would have deepened my understanding of the subject matter, but would also be more stressful (generally I found this class low-stress due to the clear communication about expectations, positive classroom atmosphere, and shorter assignments). Overall a really great experience and one that I would recommend to others, including my peers outside LIS.

It was great, Hartel tried to deliver her materials in a way that balanced between theory and practice. She was successful.

Prof. Hartel is an excellent instructor. Her teaching method is very engaging and motivating. I felt inspired after each one of her classes.

Professor Hartel is very engaging. Her knowledge on the topics discussed was immensely useful and she answered questions in a very scholarly fashion. She was also a very supportive instructor and encouraged us to go beyond the course materials to get a deeper experience of the concepts being taught.

## 8. Please comment on any assistance that was available to support your learning in this course.

### Comment

Jenna answered questions in-class and through email. Her TAs were also great (very supportive), too!

The TA's for this course, along with Dr. Hartel were incredibly open and supportive when it came to any questions about class assignments or lecture and reading content.

The instructor and both of the TAs were extremely nice and answered promptly to students throughout all of the assignments.

The TA's in this class were very helpful. Thanks to them both.

Dr. Hartel was very involved, and willing to assist students.

Both the professor and the TA's were very prompt at responding in a helpful and timely way to emails and questions

Email, and in class questions. Jenna made herself seem very approachable

Professor and TAs were very good at responding to questions and emails throughout.

TA Christie Oh was fantastic. Rebecca Noone is very intelligent yet kind of aloof and was hard to contact.

The TAs were prompt and available at all times and the prof was always willing to speak to us.

I was nervous about the visual research project because I had never done anything like that before but we had an amazing safety net of Dr. Hartel, Christie Oh (who was the wonderfully approachable TA in charge of directing the project) and Rebecca Noone (the amazing resident artist).

Prof. Hartel was always available to answer any questions students had and was very approachable throughout the

semester.

There were several TA's to contact in regards to assignments for this course, as well as Jenna, which was great. Response to questions came quickly.

Th professor and the TAs were helpful and available outside of class and responded to emails quickly.

Prof. Hartel and the TAs were amply available to support students with the projects and course material.

Professor Hartel was available for support throughout the course.

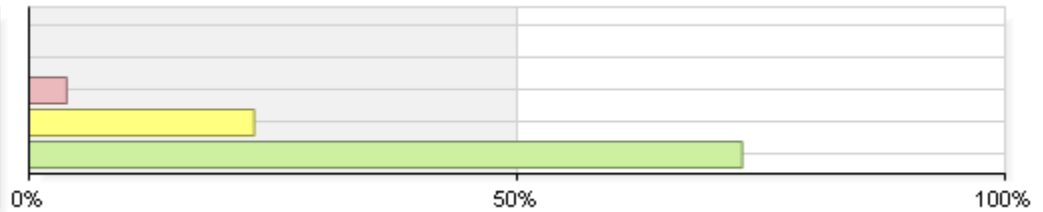
The professor frequently communicated messages to her students via e-mail notifications. This method was helpful in making sure everyone was on track. It also made me feel more engaged with the course.

The TA's were equally scholarly and very supportive throughout the entire course.

## Part B. Divisional Items

**9. The course instructor encouraged students to think about the subject matter from multiple perspectives.**

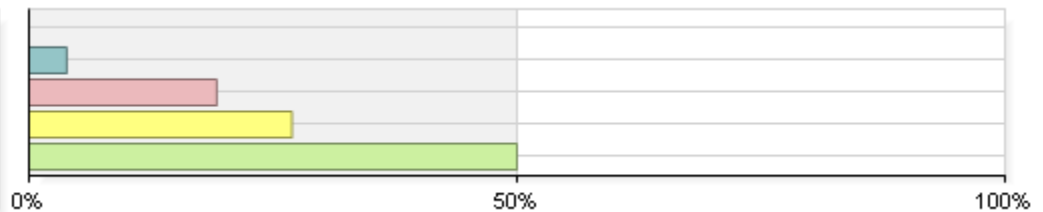
1 Not At All	0	0%
2 Somewhat	0	0%
3 Moderately	1	4%
4 Mostly	6	23%
5 A Great Deal	19	73%
<b>Total</b>	<b>26</b>	



Statistics	Value
Mean	4.7
Median	5.0
Mode	5
Standard Deviation	+/-0.5

**10. The course instructor encouraged me to explore alternative approaches when problem-solving.**

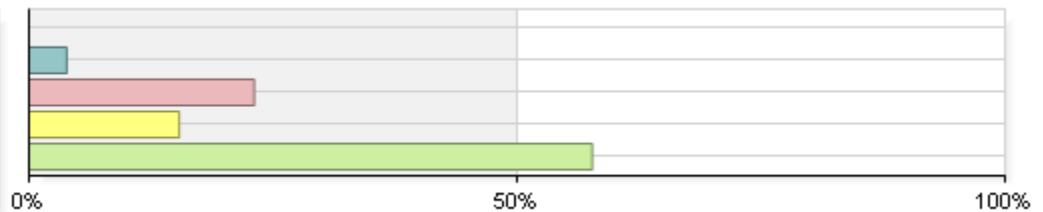
1 Not At All	0	0%
2 Somewhat	1	4%
3 Moderately	5	19%
4 Mostly	7	27%
5 A Great Deal	13	50%
<b>Total</b>	<b>26</b>	



Statistics	Value
Mean	4.2
Median	4.5
Mode	5
Standard Deviation	+/-0.9

**11. The course drew attention to ethical and social issues related to the field of study.**

1 Not At All	0	0%
2 Somewhat	1	4%
3 Moderately	6	23%
4 Mostly	4	15%
5 A Great Deal	15	58%
<b>Total</b>	<b>26</b>	

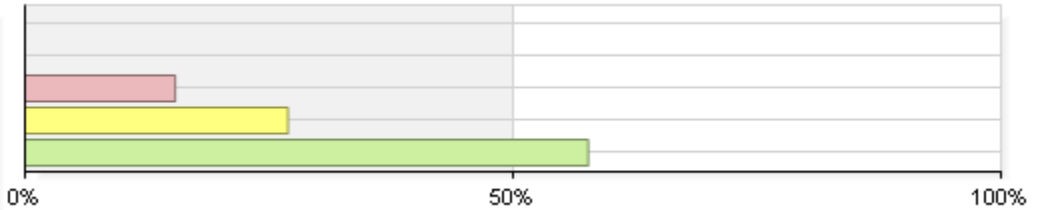


Statistics	Value
Mean	4.3
Median	5.0
Mode	5
Standard Deviation	+/-1.0



**12. The course instructor encouraged students to reflect critically on the course material.**

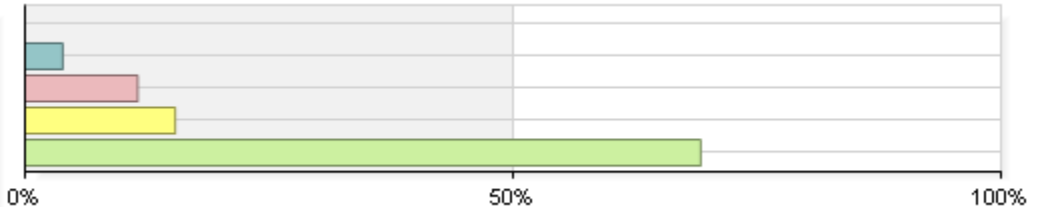
1 Not At All	0	0%
2 Somewhat	0	0%
3 Moderately	4	15%
4 Mostly	7	27%
5 A Great Deal	15	58%
<b>Total</b>	<b>26</b>	



Statistics	Value
Mean	4.4
Median	5.0
Mode	5
Standard Deviation	+/-0.8

**13. The course instructor explained how course topics contributed to an overall understanding of the field (i.e. Archives, Knowledge Management, Museum Studies)**

1 Not At All	0	0%
2 Somewhat	1	4%
3 Moderately	3	12%
4 Mostly	4	15%
5 A Great Deal	18	69%
<b>Total</b>	<b>26</b>	

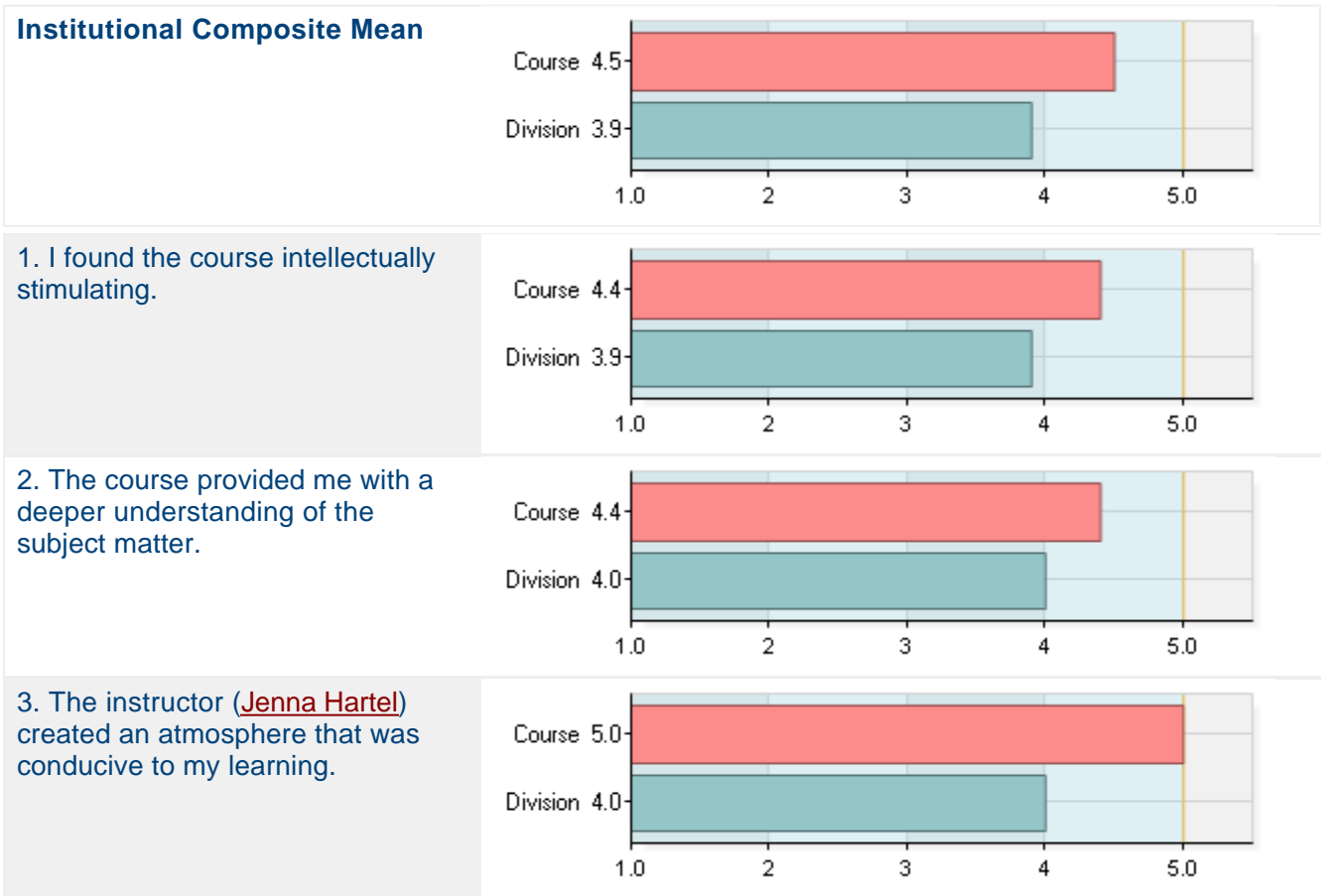


Statistics	Value
Mean	4.5
Median	5.0
Mode	5
Standard Deviation	+/-0.9

## Section 3. Comparative Data

### Part A. Core Institutional Items

Scale: 1 - Not At All 2 - Somewhat 3 - Moderately 4 - Mostly 5 - A Great Deal

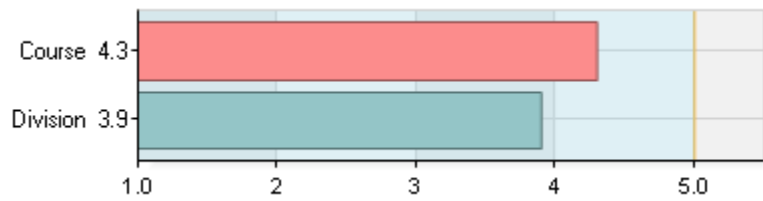


## Part A. Core Institutional Items

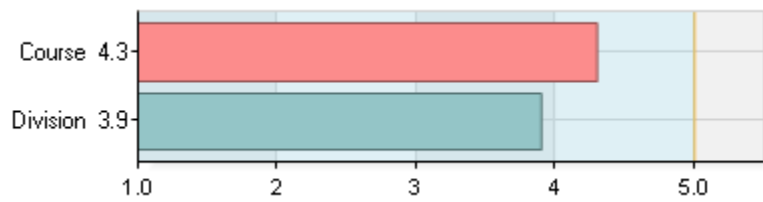
Scale: 1 - Not At All 2 - Somewhat 3 - Moderately 4 - Mostly 5 - A Great Deal

(continued)

4. Course projects, assignments, tests, and/or exams improved my understanding of the course material.

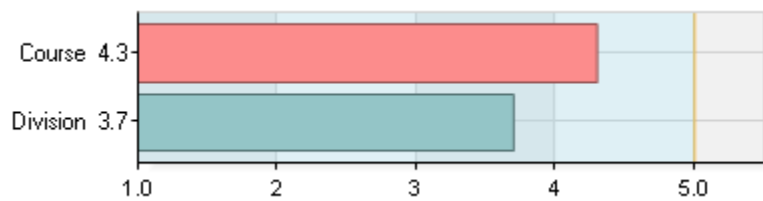


5. Course projects, assignments, tests and/or exams provided opportunity for me to demonstrate an understanding of the course material.



Scale: 1 - Poor 2 - Fair 3 - Good 4 - Very Good 5 - Excellent

6. Overall, the quality of my learning experience in this course was:

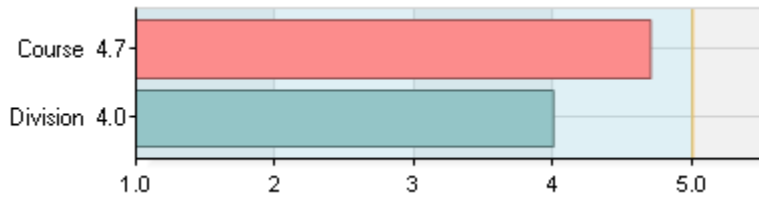


## Section 3. Comparative Data (continued)

### Part B. Divisional Items

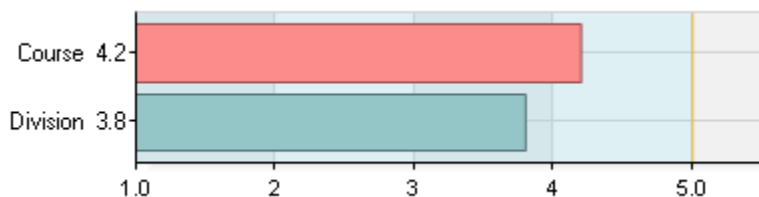
Scale: 1 - Not At All 2 - Somewhat 3 - Moderately 4 - Mostly 5 - A Great Deal

9. The course instructor encouraged students to think about the subject matter from multiple perspectives.



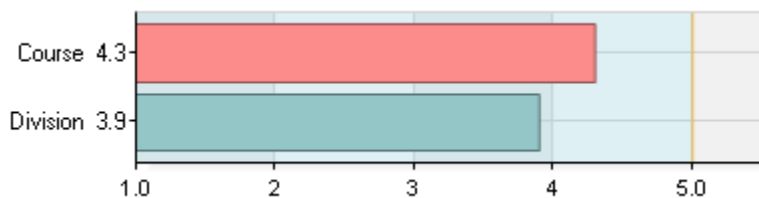
Scale: 1 - Not At All 2 - Somewhat 3 - Moderately 4 - Mostly 5 - A Great Deal

10. The course instructor encouraged me to explore alternative approaches when problem-solving.



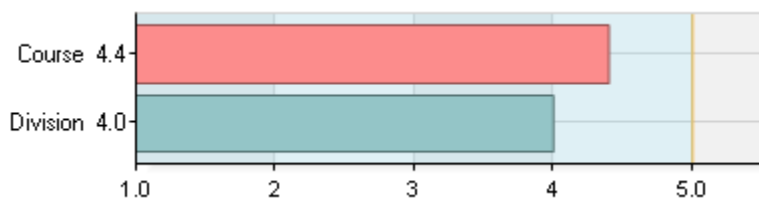
Scale: 1 - Not At All 2 - Somewhat 3 - Moderately 4 - Mostly 5 - A Great Deal

11. The course drew attention to ethical and social issues related to the field of study.



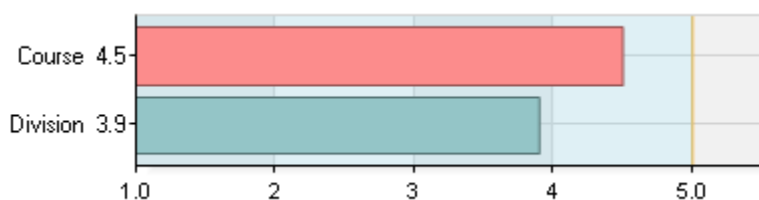
Scale: 1 - Not At All 2 - Somewhat 3 - Moderately 4 - Mostly 5 - A Great Deal

12. The course instructor encouraged students to reflect critically on the course material.



Scale: 1 - Not At All 2 - Somewhat 3 - Moderately 4 - Mostly 5 - A Great Deal

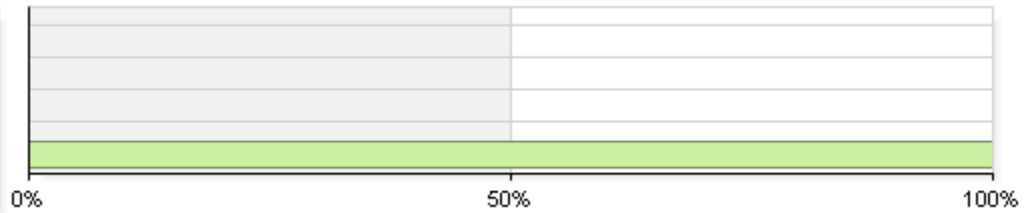
13. The course instructor explained how course topics contributed to an overall understanding of the field (i.e. Archives, Knowledge Management, Museum Studies).



## Section 4. Formative Data

**C-1. The course instructor (Jenna Hartel) was enthusiastic about the course material.**

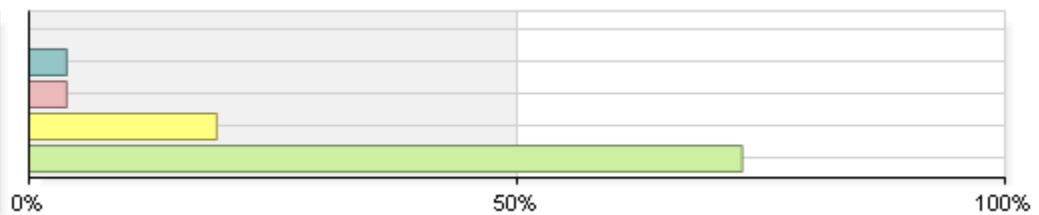
1 Not At All	0	0%
2 Somewhat	0	0%
3 Moderately	0	0%
4 Mostly	0	0%
5 A Great Deal	26	100%
<b>Total</b>	<b>26</b>	



Statistics	Value
Mean	5.0
Median	5.0
Mode	5
Standard Deviation	+/-0.0

**G-2. The course instructor (Jenna Hartel) presented information on new perspectives, theory, and/or research on the course subject matter.**

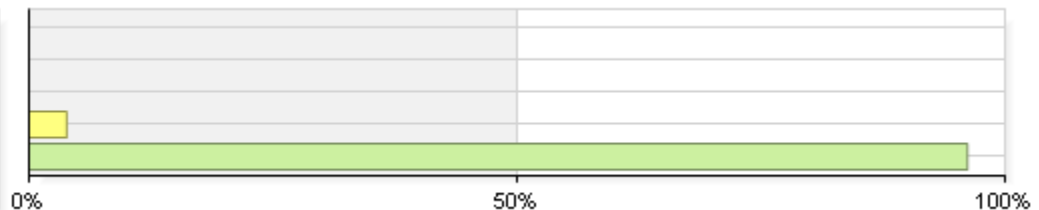
1 Not At All	0	0%
2 Somewhat	1	4%
3 Moderately	1	4%
4 Mostly	5	19%
5 A Great Deal	19	73%
<b>Total</b>	<b>26</b>	



Statistics	Value
Mean	4.6
Median	5.0
Mode	5
Standard Deviation	+/-0.8

**O-9. Course projects and/or assignments provided opportunity for creativity and creative thinking.**

1 Not At All	0	0%
2 Somewhat	0	0%
3 Moderately	0	0%
4 Mostly	1	4%
5 A Great Deal	25	96%
<b>Total</b>	<b>26</b>	



Statistics	Value
Mean	5.0
Median	5.0
Mode	5
Standard Deviation	+/-0.2

